

LONGMONT & SURROUNDING AREAS RESIDENTIAL STATISTICS

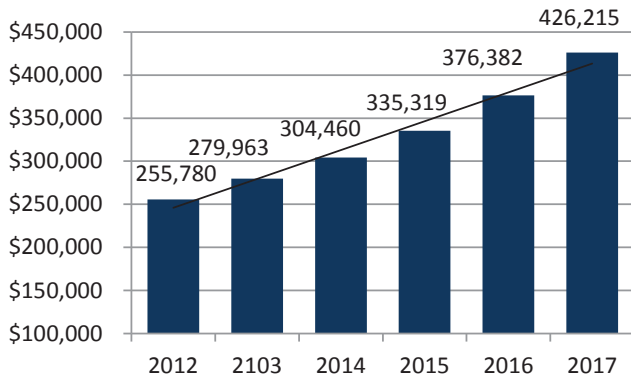
June 2017

Longmont - Area 4

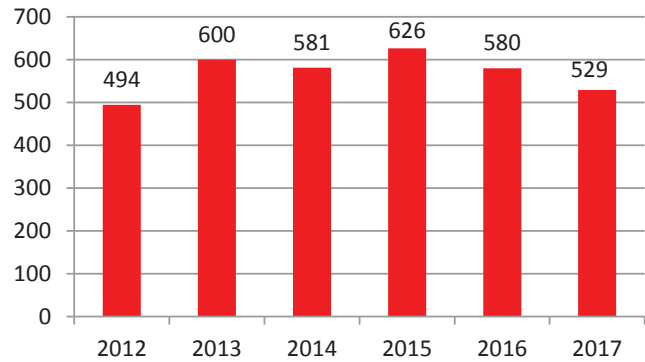
Single Family	Jun-16	Jun-17	% Chg
Total # Sold - Month	129	127	-1.6%
# Sold - YTD	580	510	-12.1%
Avg Days on Market	39	37	-5.1%
# of Active Listings	289	344	19.0%
Median Sales Price	349,800	375,000	7.2%
Average Sales Price	397,144	424,447	6.9%

Attached Dwelling	Jun-16	Jun-17	% Chg
Total # Sold - Month	40	19	-52.5%
# Sold - YTD	146	161	10.3%
Avg Days on Market	72	31	-56.9%
# of Active Listings	100	109	9.0%
Median Sales Price	275,000	297,500	8.2%
Average Sales Price	303,828	305,600	0.6%

1st Half SFR Avg Price




1st Half SFR Total Closed



Firestone, Frederick, Dacono


Single Family	Jun-16	Jun-17	% Chg
Total # Sold - Month	73	67	-8.2%
# Sold - YTD	425	309	-27.3%
Avg Days on Market	47	50	6.4%
# of Active Listings	322	244	-24.2%
Median Sales Price	350,000	359,500	2.7%
Average Sales Price	345,303	346,631	0.4%

Data obtained from Longmont Association of REALTORS® & based on information from IRES, LLC for the period 1/1/2007 through present. Information deemed reliable but not guaranteed.




EXPERIENCE THE DIFFERENCE OF AN INDUSTRY LEADER

WWW.FIRSTAMCOLORADO.COM



KYLE SNYDER
ACCOUNT EXECUTIVE
CELL 720-534-8355
ksnyder@firstam.com

For past stats reports, industry articles & market opinions, visit my website at LongmontTitle.com



First American Title™
303.305.1300 | www.firstam.com

© 2017 First American Financial Corporation, and/or its affiliates. All rights reserved. | NYSE: FAF