

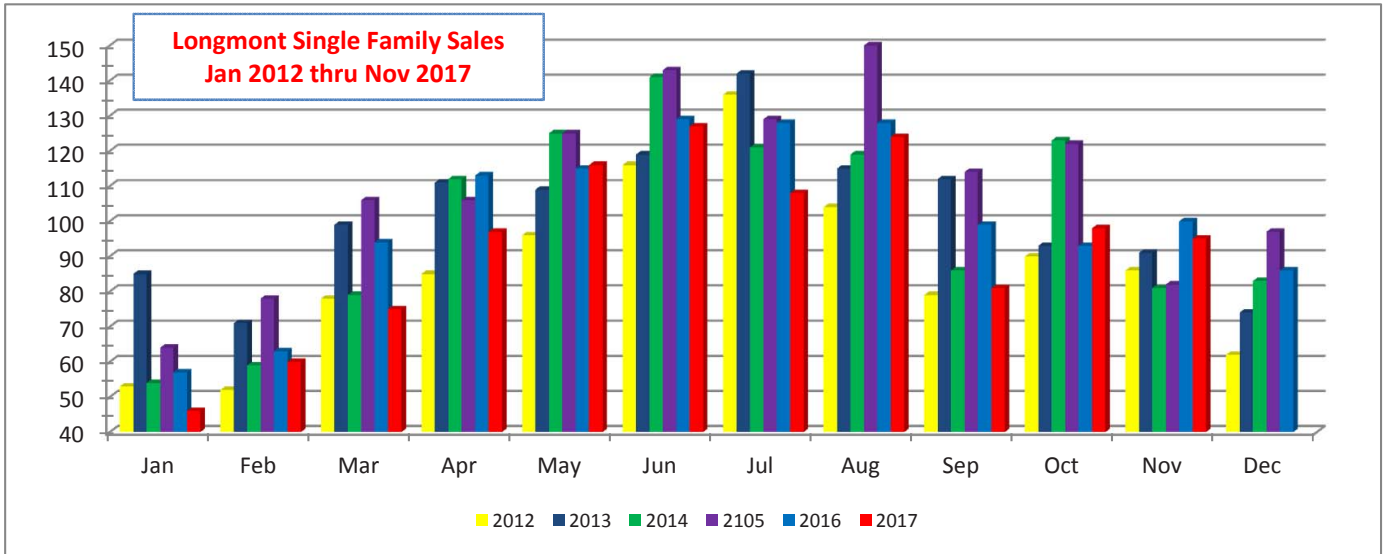
LONGMONT & SURROUNDING AREAS RESIDENTIAL STATISTICS November 2017



Longmont - Area 4

Single Family	Nov-16	Nov-17	% Chg
Total # Sold - Month	100	95	-5.0%
# Sold - YTD	1,128	914	-19.0%
Avg Days on Market	51	57	11.8%
# of Active Listings	215	226	5.1%
Median Sales Price	354,950	382,500	7.8%
Average Sales Price	383,992	410,926	7.0%


Attached Dwelling	Nov-16	Nov-17	% Chg
Total # Sold - Month	26	30	15.4%
# Sold - YTD	308	274	-11.0%
Avg Days on Market	58	37	-36.2%
# of Active Listings	90	69	-23.3%
Median Sales Price	284,000	279,588	-1.6%
Average Sales Price	307,657	283,066	-8.0%



Firestone, Frederick, Dacono


Single Family	Nov-16	Nov-17	% Chg
Total # Sold - Month	66	51	-22.7%
# Sold - YTD	816	552	-32.4%
Avg Days on Market	68	71	4.4%
# of Active Listings	221	144	-34.8%
Median Sales Price	354,250	386,000	9.0%
Average Sales Price	336,760	385,981	14.6%

Data obtained from Longmont Association of REALTORS® & based on information from IRES, LLC for the period 1/1/2007 through present. Information deemed reliable but not guaranteed.



EXPERIENCE THE DIFFERENCE OF AN INDUSTRY LEADER


WWW.FIRSTAMCOLORADO.COM



KYLE SNYDER
ACCOUNT EXECUTIVE

CELL 720-534-8355
ksnyder@firstam.com

For past stats reports, industry articles & market opinions, visit my website at LongmontTitle.com



First American Title™
303.305.1300 | www.firstam.com

© 2017 First American Financial Corporation and/or its affiliates. All rights reserved. | NYSE: FAF