

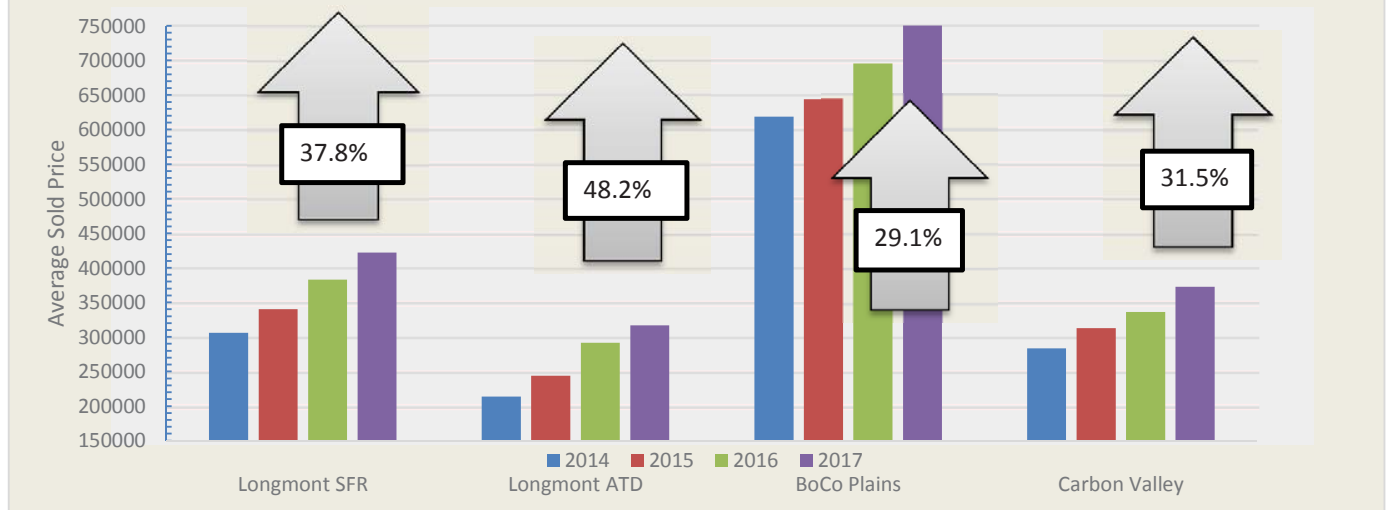
LONGMONT & SURROUNDING AREAS RESIDENTIAL STATISTICS December 2017

Longmont - Area 4

| Single Family | Dec-16 | Dec-17 | % Chg |
|----------------------|---------|---------|--------|
| Total # Sold - Month | 86 | 85 | -1.2% |
| # Sold - YTD | 1,214 | 1,142 | -5.9% |
| Avg Days on Market | 57 | 50 | -12.3% |
| # of Active Listings | 158 | 169 | 7.0% |
| Median Sales Price | 345,468 | 400,000 | 15.8% |
| Average Sales Price | 379,362 | 423,505 | 11.6% |

| Attached Dwelling | Dec-16 | Dec-17 | % Chg |
|----------------------|---------|---------|--------|
| Total # Sold - Month | 32 | 22 | -31.3% |
| # Sold - YTD | 340 | 352 | 3.5% |
| Avg Days on Market | 67 | 52 | -22.4% |
| # of Active Listings | 72 | 59 | -18.1% |
| Median Sales Price | 282,500 | 281,988 | -0.2% |
| Average Sales Price | 279,187 | 323,332 | 15.8% |


4 Year Average Price Increase



Firestone, Frederick, Dacono

| Single Family | Dec-16 | Dec-17 | % Chg |
|----------------------|---------|---------|--------|
| Total # Sold - Month | 67 | 46 | -31.3% |
| # Sold - YTD | 883 | 708 | -19.8% |
| Avg Days on Market | 80 | 55 | -31.3% |
| # of Active Listings | 181 | 118 | -34.8% |
| Median Sales Price | 360,000 | 395,850 | 10.0% |
| Average Sales Price | 351,288 | 381,569 | 8.6% |

Data obtained from Longmont Association of REALTORS® & based on information from IRES, LLC for the period 1/1/2007 through present. Information deemed reliable but not guaranteed.




EXPERIENCE THE
DIFFERENCE
OF AN
**INDUSTRY
LEADER**

WWW.FIRSTAMCOLORADO.COM

KYLE SNYDER
ACCOUNT EXECUTIVE
CELL 720-534-8355
ksnyder@firstam.com

For past stats reports, industry articles & market opinions, visit my website at LongmontTitle.com

 **First American Title™**
303.305.1300 | www.firstam.com
© 2017 First American Financial Corporation, and/or its affiliates. All rights reserved. | NYSE: FAF