

LONGMONT & SURROUNDING AREAS RESIDENTIAL STATISTICS

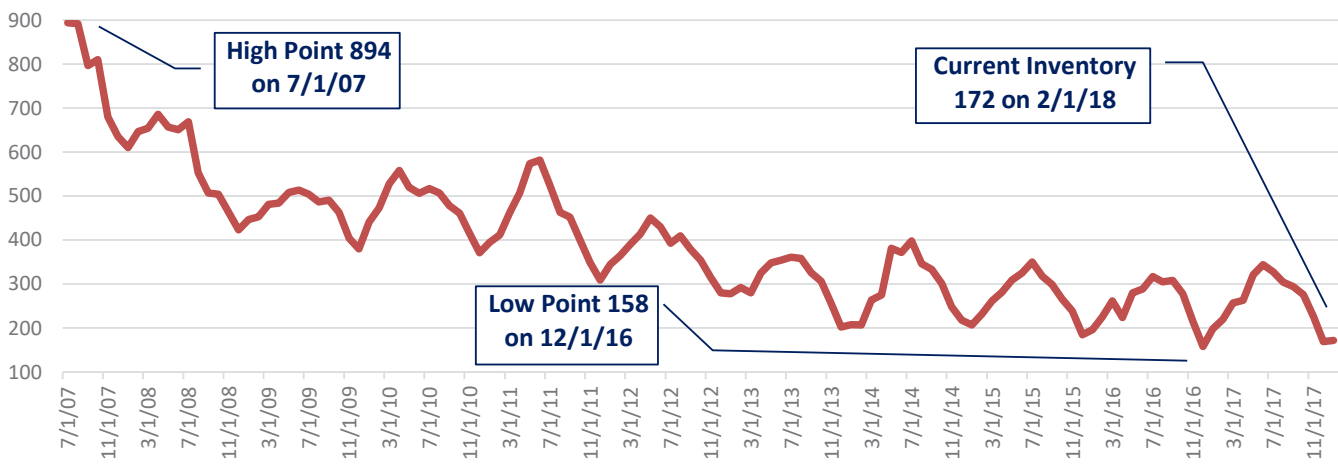
January 2018

Longmont - Area 4

Single Family	Jan-17	Jan-18	% Chg
Total # Sold - Month	46	57	23.9%
# Sold - YTD	46	57	23.9%
Avg Days on Market	62	72	16.1%
# of Active Listings	198	172	-13.1%
Median Sales Price	373,420	440,000	17.8%
Average Sales Price	406,762	447,972	10.1%


Attached Dwelling	Jan-17	Jan-18	% Chg
Total # Sold - Month	14	19	35.7%
# Sold - YTD	14	19	35.7%
Avg Days on Market	69	60	-13.0%
# of Active Listings	92	63	-31.5%
Median Sales Price	277,500	318,495	14.8%
Average Sales Price	337,350	346,884	2.8%

The 10 Year Rise and Fall of Longmont Inventory



Firestone, Frederick, Dacono

Single Family	Jan-17	Jan-18	% Chg
Total # Sold - Month	58	28	-51.7%
# Sold - YTD	58	28	-51.7%
Avg Days on Market	95	88	-7.4%
# of Active Listings	189	123	-34.9%
Median Sales Price	348,250	400,000	14.9%
Average Sales Price	347,442	386,848	11.3%




EXPERIENCE THE DIFFERENCE OF AN INDUSTRY LEADER

WWW.FIRSTAMCOLORADO.COM

KYLE SNYDER
ACCOUNT EXECUTIVE
CELL 720-534-8355
ksnyder@firstam.com

For past stats reports, industry articles & market opinions, visit my website at LongmontTitle.com

 **First American Title™**
303.305.1300 | www.firstam.com

© 2017 First American Financial Corporation, and/or its affiliates. All rights reserved. | NYSE: FAF

Data obtained from Longmont Association of REALTORS® & based on information from IRES, LLC for the period 1/1/2007 through present. Information deemed reliable but not guaranteed.