

# LONGMONT & SURROUNDING AREAS RESIDENTIAL STATISTICS

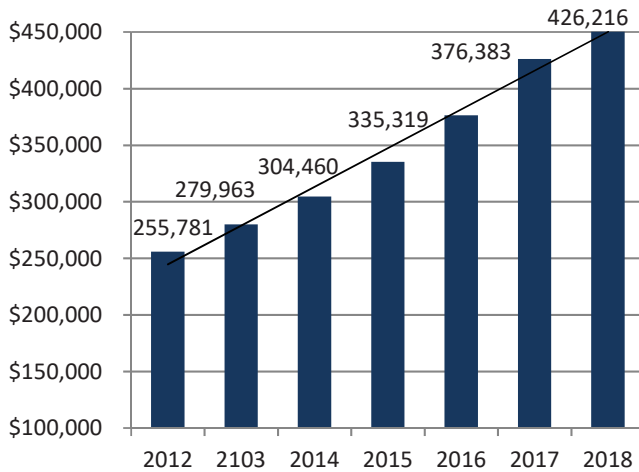
## June 2018

### Longmont - Area 4

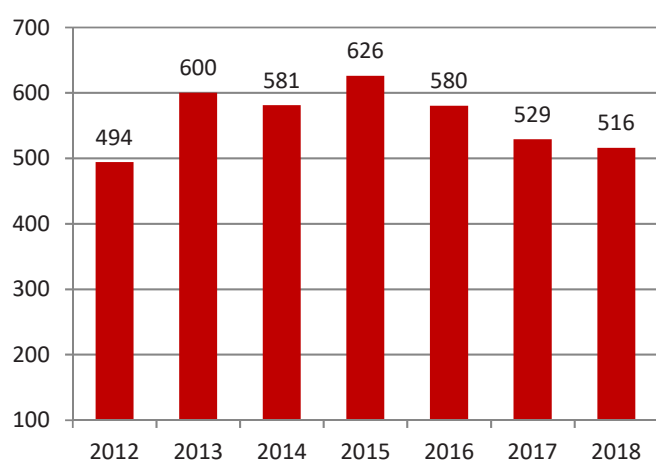
Single Family	Jun-17	Jun-18	% Chg
Total # Sold - Month	127	115	-9.4%
# Sold - YTD	510	516	1.2%
Avg Days on Market	37	36	-2.7%
# of Active Listings	344	294	-14.5%
Median Sales Price	375,000	435,000	16.0%
Average Sales Price	424,447	468,584	10.4%

Attached Dwelling	Jun-17	Jun-18	% Chg
Total # Sold - Month	19	39	105.3%
# Sold - YTD	161	162	0.6%
Avg Days on Market	31	59	90.3%
# of Active Listings	109	91	-16.5%
Median Sales Price	297,500	340,588	14.5%
Average Sales Price	305,600	358,696	17.4%

1st Half SFR Avg Sales Price by Year




1st Half SFR Total Sold by Year




### Firestone, Frederick, Dacono

Single Family	Jun-17	Jun-18	% Chg
Total # Sold - Month	67	58	-13.4%
# Sold - YTD	309	314	1.6%
Avg Days on Market	50	32	-36.0%
# of Active Listings	244	149	-38.9%
Median Sales Price	359,500	395,000	9.9%
Average Sales Price	346,631	401,699	15.9%




**EXPERIENCE THE DIFFERENCE OF AN INDUSTRY LEADER**

[WWW.FIRSTAMCOLORADO.COM](http://WWW.FIRSTAMCOLORADO.COM)



**KYLE SNYDER**  
ACCOUNT EXECUTIVE  
CELL 720-534-8355  
ksnyder@firstam.com

For past stats reports, industry articles & market opinions, visit my website at LongmontTitle.com



**First American Title™**  
303.305.1300 | www.firstam.com

© 2017 First American Financial Corporation, and/or its affiliates. All rights reserved. | NYSE: FAF

Data obtained from Longmont Association of REALTORS® & based on information from IRES, LLC for the period 1/1/2007 through present. Information deemed reliable but not guaranteed.