

# LONGMONT & SURROUNDING AREAS RESIDENTIAL STATISTICS

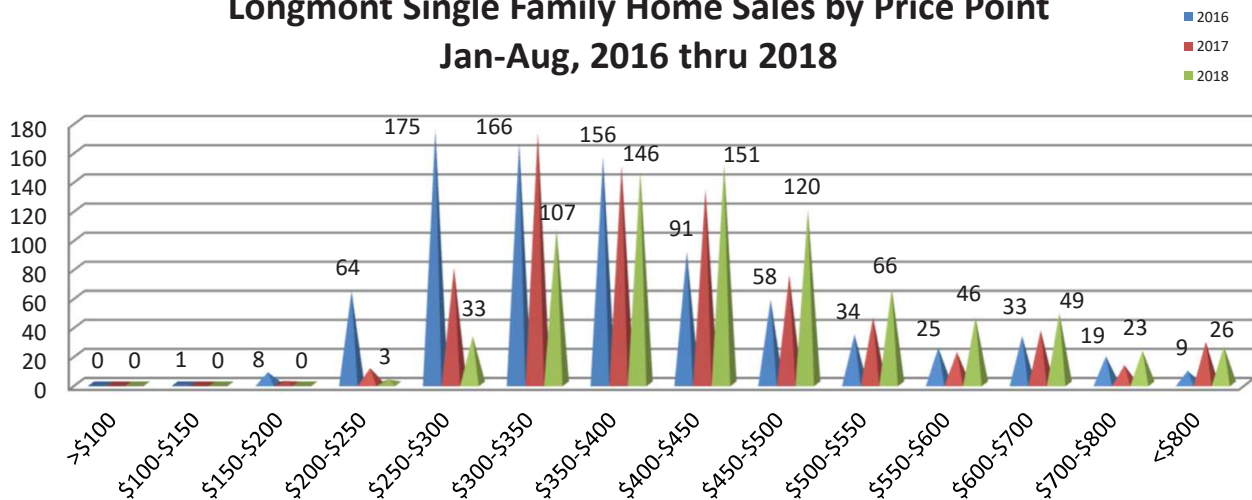
## August 2018

### Longmont - Area 4

Single Family	Aug-17	Aug-18	% Chg
Total # Sold - Month	124	134	8.1%
# Sold - YTD	772	757	-1.9%
Avg Days on Market	51	49	-3.9%
# of Active Listings	304	259	-14.8%
Median Sales Price	410,000	450,000	9.8%
Average Sales Price	428,735	500,134	16.7%


Attached Dwelling	Aug-17	Aug-18	% Chg
Total # Sold - Month	45	33	-26.7%
# Sold - YTD	251	216	-13.9%
Avg Days on Market	57	58	1.8%
# of Active Listings	89	97	9.0%
Median Sales Price	320,000	350,000	9.4%
Average Sales Price	340,540	398,815	17.1%

Longmont Single Family Home Sales by Price Point  
Jan-Aug, 2016 thru 2018



### Firestone, Frederick, Dacono

Single Family	Aug-17	Aug-18	% Chg
Total # Sold - Month	81	56	-30.9%
# Sold - YTD	469	427	-9.0%
Avg Days on Market	59	60	1.7%
# of Active Listings	230	158	-31.3%
Median Sales Price	387,500	418,000	7.9%
Average Sales Price	409,749	411,097	0.3%




**EXPERIENCE THE DIFFERENCE OF AN INDUSTRY LEADER**

[WWW.FIRSTAMCOLORADO.COM](http://WWW.FIRSTAMCOLORADO.COM)

**KYLE SNYDER**  
ACCOUNT EXECUTIVE  
CELL 720-534-8355  
ksnyder@firstam.com

For past stats reports, industry articles & market opinions, visit my website at LongmontTitle.com

 **First American Title™**  
303.305.1300 | www.firstam.com  
© 2017 First American Financial Corporation, and/or its affiliates. All rights reserved. | NYSE: FAF

Data obtained from Longmont Association of REALTORS® & based on information from IRES, LLC for the period 1/1/2007 through present. Information deemed reliable but not guaranteed.