

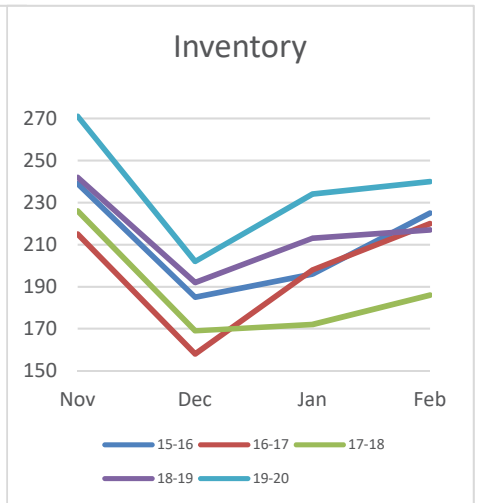
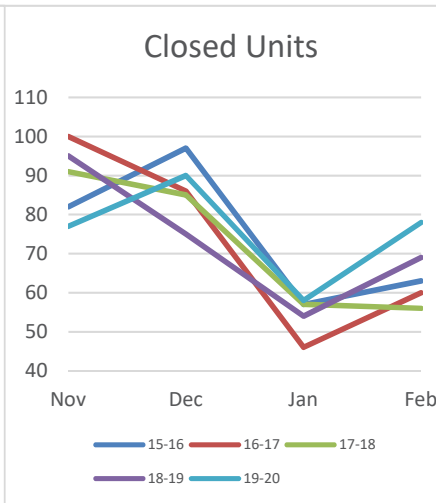
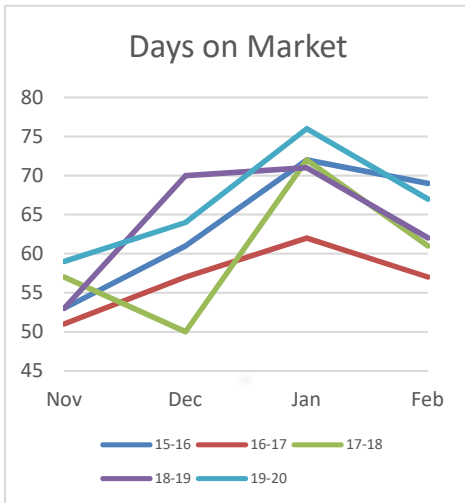
# LONGMONT & SURROUNDING AREAS RESIDENTIAL STATISTICS

## February 2020

### Longmont - Area 4

Single Family	Feb-19	Feb-20	% Chg
Total # Sold - Month	69	78	13.0%
# Sold - YTD	123	137	11.4%
Avg Days on Market	62	67	8.1%
# of Active Listings	217	240	10.6%
Median Sales Price	433,000	450,000	3.9%
Average Sales Price	462,629	468,796	1.3%

Attached Dwelling	Feb-19	Feb-20	% Chg
Total # Sold - Month	15	27	80.0%
# Sold - YTD	31	49	58.1%
Avg Days on Market	71	73	2.8%
# of Active Listings	107	81	-24.3%
Median Sales Price	315,000	377,443	19.8%
Average Sales Price	314,867	355,449	12.9%



### Firestone, Frederick, Dacono

Single Family	Feb-19	Feb-20	% Chg
Total # Sold - Month	35	49	40.0%
# Sold - YTD	68	100	47.1%
Avg Days on Market	69	57	-17.4%
# of Active Listings	186	186	0.0%
Median Sales Price	390,000	405,000	3.8%
Average Sales Price	391,717	402,264	2.7%

Data obtained from Longmont Association of REALTORS® & based on information from IRES, LLC for the period 1/1/2007 through present. Information deemed reliable but not guaranteed.

**EXPERIENCE THE DIFFERENCE OF AN INDUSTRY LEADER**

[WWW.FIRSTAMCOLORADO.COM](http://WWW.FIRSTAMCOLORADO.COM)

**KYLE SNYDER**  
ACCOUNT EXECUTIVE

CELL 720-534-8355  
ksnyder@firstam.com

For past stats reports, industry articles & market opinions, visit my website at LongmontTitle.com

**First American Title**  
202.205.1.200 | www.firstam.com

© 2017 First American Financial Group, Inc. All rights reserved. (1/18)EE-P&P