

# LONGMONT & SURROUNDING AREAS RESIDENTIAL STATISTICS

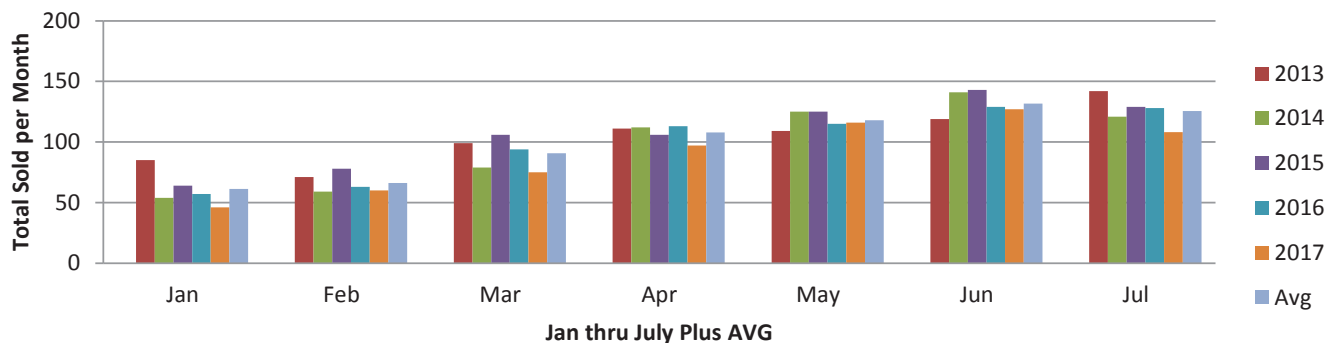
## July 2017

### Longmont - Area 4

Single Family	Jul-16	Jul-17	% Chg
Total # Sold - Month	128	108	-15.6%
# Sold - YTD	708	640	-9.6%
Avg Days on Market	40	48	20.0%
# of Active Listings	317	328	3.5%
Median Sales Price	340,625	370,013	8.6%
Average Sales Price	380,737	414,166	8.8%

Attached Dwelling	Jul-16	Jul-17	% Chg
Total # Sold - Month	29	31	6.9%
# Sold - YTD	175	203	16.0%
Avg Days on Market	53	60	13.2%
# of Active Listings	107	110	2.8%
Median Sales Price	261,500	315,000	20.5%
Average Sales Price	288,913	321,154	11.2%


### Longmont Single Family Sales Trending Lower



### Firestone, Frederick, Dacono


Single Family	Jul-16	Jul-17	% Chg
Total # Sold - Month	90	53	-41.1%
# Sold - YTD	515	378	-26.6%
Avg Days on Market	52	40	-23.1%
# of Active Listings	315	245	-22.2%
Median Sales Price	340,500	359,000	5.4%
Average Sales Price	347,001	349,516	0.7%

Data obtained from Longmont Association of REALTORS® & based on information from IRES, LLC for the period 1/1/2007 through present. Information deemed reliable but not guaranteed.




**EXPERIENCE THE DIFFERENCE OF AN INDUSTRY LEADER**

[WWW.FIRSTAMCOLORADO.COM](http://WWW.FIRSTAMCOLORADO.COM)



**KYLE SNYDER**  
ACCOUNT EXECUTIVE  
CELL 720-534-8355  
ksnyder@firstam.com

For past stats reports, industry articles & market opinions, visit my website at LongmontTitle.com



First American Title™  
303.305.1300 | www.firstam.com

© 2017 First American Financial Corporation, and/or its affiliates. All rights reserved. | NYSE: FAF