

LONGMONT & SURROUNDING AREAS RESIDENTIAL STATISTICS

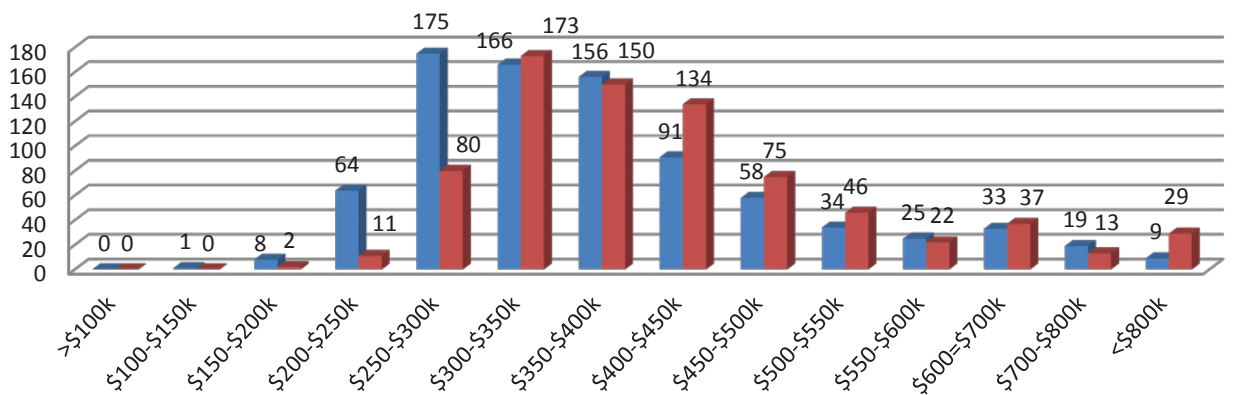
August 2017

Longmont - Area 4

Single Family	Aug-16	Aug-17	% Chg
Total # Sold - Month	126	124	-1.6%
# Sold - YTD	836	772	-7.7%
Avg Days on Market	46	51	10.9%
# of Active Listings	305	304	-0.3%
Median Sales Price	370,000	410,000	10.8%
Average Sales Price	399,293	428,735	7.4%

Attached Dwelling	Aug-16	Aug-17	% Chg
Total # Sold - Month	30	45	50.0%
# Sold - YTD	205	251	22.4%
Avg Days on Market	73	57	-21.9%
# of Active Listings	132	89	-32.6%
Median Sales Price	292,400	320,000	9.4%
Average Sales Price	286,696	340,540	18.8%


Longmont Single Family Home Sales by Price Point
Jan-Aug, 2016 vs 2017



Firestone, Frederick, Dacono


Single Family	Aug-16	Aug-17	% Chg
Total # Sold - Month	85	81	-4.7%
# Sold - YTD	600	469	-21.8%
Avg Days on Market	65	59	-9.2%
# of Active Listings	312	230	-26.3%
Median Sales Price	340,000	387,500	14.0%
Average Sales Price	341,767	409,749	19.9%

Data obtained from Longmont Association of REALTORS® & based on information from IRES, LLC for the period 1/1/2007 through present. Information deemed reliable but not guaranteed.




EXPERIENCE THE DIFFERENCE OF AN INDUSTRY LEADER

WWW.FIRSTAMCOLORADO.COM



KYLE SNYDER
ACCOUNT EXECUTIVE
CELL 720-534-8355
ksnyder@firstam.com

For past stats reports, industry articles & market opinions, visit my website at LongmontTitle.com

 **First American Title™**
303.305.1300 | www.firstam.com

© 2017 First American Financial Corporation and/or its affiliates. All rights reserved. | NYSE: FAF