

LONGMONT & SURROUNDING AREAS RESIDENTIAL STATISTICS September 2018

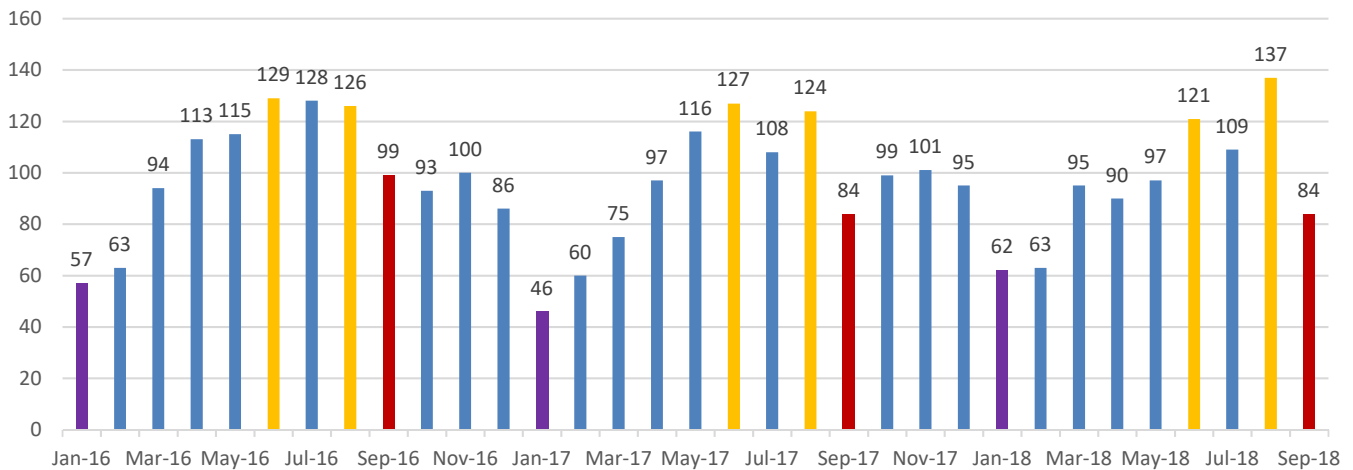


Longmont - Area 4

Single Family	Sep-17	Sep-18	% Chg
Total # Sold - Month	84	84	0.0%
# Sold - YTD	721	858	19.0%
Avg Days on Market	46	52	13.0%
# of Active Listings	294	273	-7.1%
Median Sales Price	386,500	412,490	6.7%
Average Sales Price	398,657	457,257	14.7%


Attached Dwelling	Sep-17	Sep-18	% Chg
Total # Sold - Month	18	24	33.3%
# Sold - YTD	221	249	12.7%
Avg Days on Market	56	40	-28.6%
# of Active Listings	96	112	16.7%
Median Sales Price	297,000	339,050	14.2%
Average Sales Price	326,027	369,677	13.4%

Units Closed in Longmont January 2016-September 2018



Firestone, Frederick, Dacono

Single Family	Sep-17	Sep-18	% Chg
Total # Sold - Month	83	40	-51.8%
# Sold - YTD	553	492	-11.0%
Avg Days on Market	66	34	-48.5%
# of Active Listings	275	153	-44.4%
Median Sales Price	339,900	363,500	6.9%
Average Sales Price	343,016	358,315	4.5%




**EXPERIENCE THE
DIFFERENCE
OF AN
INDUSTRY
LEADER**

WWW.FIRSTAMCOLORADO.COM

KYLE SNYDER
ACCOUNT EXECUTIVE
CELL 720-534-8355
ksnyder@firstam.com

For past stats reports, industry articles & market opinions, visit my website at LongmontTitle.com

 **First American Title™**
303.305.1300 | www.firstam.com
© 2017 First American Financial Corporation, and/or its affiliates. All rights reserved. | NYSE: FAF

Data obtained from Longmont Association of REALTORS® & based on information from IRES, LLC for the period 1/1/2007 through present. Information deemed reliable but not guaranteed.