

# LONGMONT & SURROUNDING AREAS RESIDENTIAL STATISTICS

## July 2019

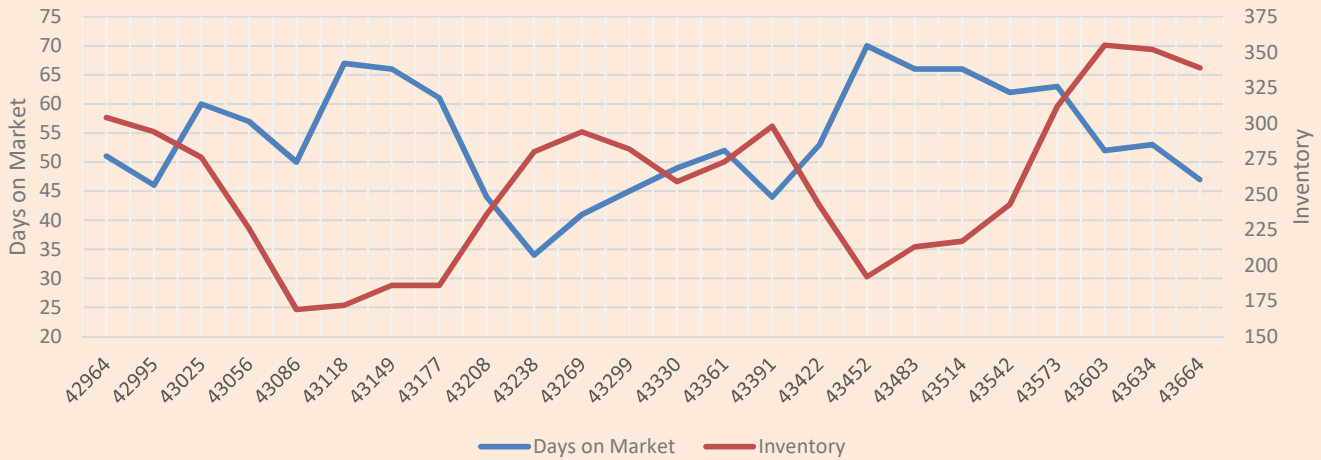


### Longmont - Area 4

Single Family	Jul-18	Jul-19	% Chg
Total # Sold - Month	107	129	20.6%
# Sold - YTD	623	682	9.5%
Avg Days on Market	45	47	4.4%
# of Active Listings	282	339	20.2%
Median Sales Price	442,400	449,990	1.7%
Average Sales Price	481,378	474,829	-1.4%

Attached Dwelling	Jul-18	Jul-19	% Chg
Total # Sold - Month	21	30	42.9%
# Sold - YTD	183	207	13.1%
Avg Days on Market	46	58	26.1%
# of Active Listings	98	124	26.5%
Median Sales Price	312,000	314,875	0.9%
Average Sales Price	354,002	318,832	-9.9%


Inventory vs Days on Market



### Firestone, Frederick, Dacono


Single Family	Jul-18	Jul-19	% Chg
Total # Sold - Month	57	62	8.8%
# Sold - YTD	371	406	9.4%
Avg Days on Market	45	44	-2.2%
# of Active Listings	161	255	58.4%
Median Sales Price	400,000	405,000	1.3%
Average Sales Price	433,883	407,692	-6.0%

Data obtained from Longmont Association of REALTORS® & based on information from IRES, LLC for the period 1/1/2007 through present. Information deemed reliable but not guaranteed.



EXPERIENCE THE DIFFERENCE OF AN **INDUSTRY LEADER**



[WWW.FIRSTAMCOLORADO.COM](http://WWW.FIRSTAMCOLORADO.COM)



**KYLE SNYDER**  
ACCOUNT EXECUTIVE

CELL 720-534-8355  
ksnyder@firstam.com

For past stats reports, industry articles & market opinions, visit my website at LongmontTitle.com

© 2019 First American Financial Group, Inc. All rights reserved. (1/18)E-PDF