

LONGMONT & SURROUNDING AREAS RESIDENTIAL STATISTICS

November 2019



Longmont - Area 4

Single Family	Nov-18	Nov-19	% Chg
Total # Sold - Month	95	77	-18.9%
# Sold - YTD	1,032	1,097	6.3%
Avg Days on Market	53	59	11.3%
# of Active Listings	242	271	12.0%
Median Sales Price	405,000	431,000	6.4%
Average Sales Price	455,504	482,464	5.9%

Attached Dwelling	Nov-18	Nov-19	% Chg
Total # Sold - Month	44	27	-38.6%
# Sold - YTD	320	340	6.3%
Avg Days on Market	49	58	18.4%
# of Active Listings	85	90	5.9%
Median Sales Price	324,000	324,750	0.2%
Average Sales Price	332,061	330,228	-0.6%


11 Years since the Worst November EVER



Firestone, Frederick, Dacono


Single Family	Nov-18	Nov-19	% Chg
Total # Sold - Month	41	59	43.9%
# Sold - YTD	581	670	15.3%
Avg Days on Market	47	51	8.5%
# of Active Listings	176	198	12.5%
Median Sales Price	396,000	405,000	2.3%
Average Sales Price	393,373	425,662	8.2%

Data obtained from Longmont Association of REALTORS® & based on information from IRES, LLC for the period 1/1/2007 through present. Information deemed reliable but not guaranteed.



EXPERIENCE THE DIFFERENCE OF AN INDUSTRY LEADER


WWW.FIRSTAMCOLORADO.COM



KYLE SNYDER
ACCOUNT EXECUTIVE

CELL 720-534-8355
ksnyder@firstam.com

For past stats reports, industry articles & market opinions, visit my website at LongmontTitle.com



First American Title
202.205.1.200 | www.firstam.com

© 2019 First American Title. All rights reserved. | 1/18/19 P&P