

LONGMONT & SURROUNDING AREAS RESIDENTIAL STATISTICS

March 2020

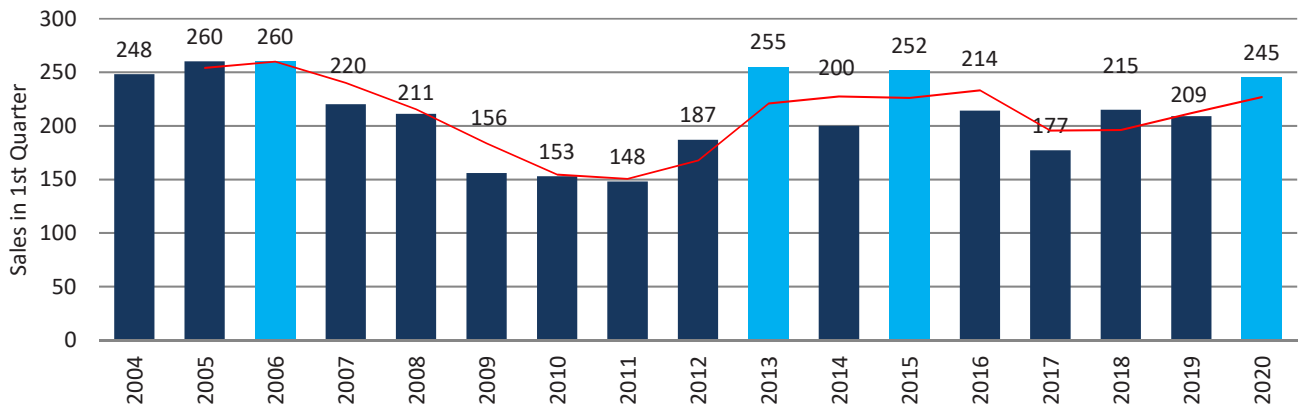


Longmont - Area 4

Single Family	Mar-19	Mar-20	% Chg
Total # Sold - Month	80	96	20.0%
# Sold - YTD	209	245	17.2%
Avg Days on Market	50	66	32.0%
# of Active Listings	243	230	-5.3%
Median Sales Price	432,500	455,950	5.4%
Average Sales Price	457,804	504,995	10.3%

Attached Dwelling	Mar-19	Mar-20	% Chg
Total # Sold - Month	28	26	-7.1%
# Sold - YTD	60	75	25.0%
Avg Days on Market	89	78	-12.4%
# of Active Listings	115	71	-38.3%
Median Sales Price	331,900	379,842	14.4%
Average Sales Price	391,796	386,575	-1.3%


Longmont Single Family Home Sales 1st Quarter 2004-2020



Firestone, Frederick, Dacono


Single Family	Mar-19	Mar-20	% Chg
Total # Sold - Month	59	65	10.2%
# Sold - YTD	132	165	25.0%
Avg Days on Market	49	48	-2.0%
# of Active Listings	198	206	4.0%
Median Sales Price	399,000	421,000	5.5%
Average Sales Price	397,465	421,048	5.9%

Data obtained from Longmont Association of REALTORS® & based on information from IRES, LLC for the period 1/1/2007 through present. Information deemed reliable but not guaranteed.



EXPERIENCE THE DIFFERENCE OF AN INDUSTRY LEADER


WWW.FIRSTAMCOLORADO.COM



KYLE SNYDER
ACCOUNT EXECUTIVE

CELL 720-534-8355
ksnyder@firstam.com

For past stats reports, industry articles & market opinions, visit my website at LongmontTitle.com




© 2017 First American Title. All rights reserved. (1/18)E-PDF